

SAP Concur Release Notes

Shared Changes

Includes cross-product and site-wide changes for:
Professional Edition, Standard Edition, and Small Business Edition

Month	Audience
Release Date: April 20, 2024 Initial Post: Friday, April 19, 2024	Client FINAL

Contents

Release Notes	1
Data Retention	2
Ongoing Pause and Resume Data Retention Site-Wide	2
All Products All Editions	
File Transfer	3
Cipher Security Policy Change for Clients and Vendors (Postponed)	3
All Products All Editions	
Financial Integration	4
Liability Account Mapping Removed (Xero)	4
Expense, Invoice Standard Edition	
Home Page	5
Ongoing SAP Concur Homepage Changes	5
All Products All Editions	
Import/Extract	8
Attendee Import Updated	8
Expense, Invoice, Request Professional Edition	
SAP Concur Integrations	8
Allocation Mapping for Funds and Grants Integration with Concur Solutions	8
Expense, Request Professional Edition	
Profile Settings / Security	13
Ongoing Temporary Security Changes to User Profile	13
Travel, Expense, Invoice, Request Professional & Standard	
SAP Concur User Assistance	14
Ongoing Links From the SAP Concur Solutions UI to Product Documentation Removed	14
All Products All Editions	
SAP Fiori Themes	16
Ongoing SAP Fiori Horizon Themes for Concur Mobile and Web	16
All Products All Editions	

Planned Changes	19
Authentication	19
Planned Changes HMAC Authentication to be Decommissioned	19
All Products All Editions	
Planned Changes Legacy Authentication Retirement	20
All Products All Editions	
Planned Changes Sign In To SAP Concur Without a Password	20
All Products All Editions	
Planned Changes Two-Factor Authentication Enhancements	22
All Products All Editions	
Data Retention	23
Planned Changes New Year-End Time Basis Option.....	23
All Products All Editions	
File Transfer	24
Planned Changes New IP Addresses for DNS Endpoints	24
All Products All Editions	
Financial Integration	25
Planned Changes QuickBooks Online Legacy Integration Migration	25
Expense, Invoice Standard Edition	
SAP Concur	26
Planned Changes New SAP Concur Outbound IP Addresses to be Added.....	26
All Products All Editions	
SAP Concur User Assistance	27
Planned Changes SAP Concur Product Documentation Moving to the SAP Help Portal	27
All Product All Editions	
Client Notifications	29
Accessibility	29
Accessibility Enhancements	29
Gender Diversity	29
Gender Diversity Planned Features and Changes	29
In-Product User Assistance	29
Client Customized Content	29
Subprocessors	30
SAP Concur Non-Affiliated Subprocessors	30
Supported Browsers	30
Supported Browsers and Changes to Support	30

Additional Release Notes and Other Technical Documentation 31
Online Help31
SAP Concur Support Portal – Selected Users31

Legal Disclaimer

The information in this presentation is confidential and proprietary to SAP SE or an SAP affiliate company and may not be disclosed without the permission of SAP SE or the respective SAP affiliate company. This presentation is not subject to your license agreement or any other service or subscription agreement with SAP SE or its affiliated companies. SAP SE and its affiliated companies have no obligation to pursue any course of business outlined in this document or any related presentation, or to develop or release any functionality mentioned therein. This document, or any related presentation and SAP SE or an SAP affiliate company's strategy and possible future developments, products and or platforms directions and functionality are all subject to change and may be changed by SAP SE and its affiliated companies at any time for any reason without notice. The information in this document is not a commitment, promise or legal obligation to deliver any material, code or functionality. This document is provided without a warranty of any kind, either express or implied, including but not limited to, the implied warranties of merchantability, fitness for a particular purpose, or non-infringement. This document is for informational purposes and may not be incorporated into a contract. SAP SE and its affiliated companies assume no responsibility for errors or omissions in this document, except if such damages were caused by SAP SE or an SAP affiliate company's willful misconduct or gross negligence.

All forward-looking statements are subject to various risks and uncertainties that could cause actual results to differ materially from expectations. Readers are cautioned not to place undue reliance on these forward-looking statements, which speak only as of their dates, and they should not be relied upon in making purchasing decisions.

Release Notes

This document contains shared release notes and planned changes. Shared release notes and planned changes document features and changes that apply to SAP Concur solutions site-wide or to multiple SAP Concur products and services. They include but are not limited to:

- Security-related features and changes such as annual security certificate renewals and changes in support for security ciphers and protocols.
- Site-wide UI features and changes such as changes to the home page, changes to the site header or footer, or the implementation of new site-wide UI themes.
- Sign-in process features and changes such as the addition or removal of sign-in features, URL changes, and domain name changes.
- Production and test environment features and changes.
- Global settings or administration page features and changes such as the addition of new site-wide settings or changes to the design of the administration pages.
- Changes to processes such as where and when release notes are published.

For New Features and Changes that apply to a single product and/or service see the release notes for that product or service. Links to the product and service-specific release notes can be found on the following pages:

- [Professional Edition](#)
- [Standard Edition](#)

Data Retention

Ongoing Pause and Resume Data Retention Site-Wide

Information First Published	Information Last Modified	Feature Target Release Date
March 18, 2024	April 12, 2024	March 31, 2024
Any changes since the previous monthly release are highlighted in yellow in this release note.		

Applies to:

All Products | All Editions

Overview

On March 31, 2024, SAP Concur implemented the Data Retention pause and resume feature. This feature enables data retention administrators to pause and resume data retention activity site wide.

BUSINESS PURPOSE / CLIENT BENEFIT

This change provides the data retention administrator more flexibility and control over the SAP Concur data retention feature.

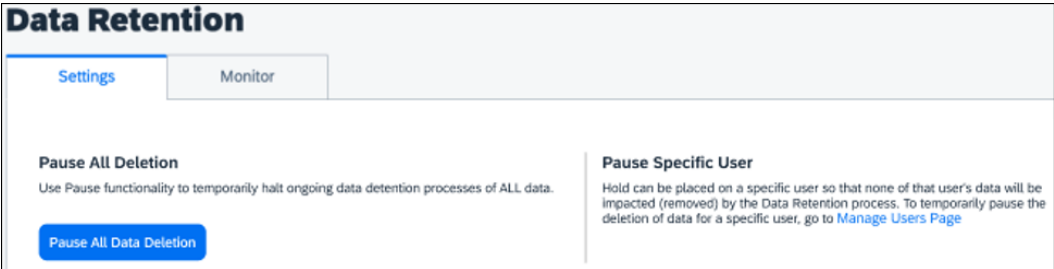
Admin Experience

After they have configured the data retention feature for their site, the data retention administrator can pause and resume the SAP Concur Data Retention feature. This option pauses data retention activity for the entire site.

Before pausing or resuming data retention:

- Administrators from different parts of the client’s business should coordinate with each other.
- Client administrators should consider the impact of pausing or resuming data retention on policies with different timeframes.

! **IMPORTANT:** To avoid non-compliance with internal or external Data Protection and Privacy requirements, Data Retention should not be paused for periods of time longer than is necessary. The client administrator is responsible for pausing and resuming their data retention activity.



NOTE: The Data Retention pause and resume feature is only intended for short term use. When applicable, the **Hold User** feature, which pauses data retention for a specific user, should be used.

Configuration / Feature Activation

After they have configured SAP Concur data retention, this option is automatically available to the data retention administrator.

File Transfer

Cipher Security Policy Change for Clients and Vendors (Postponed)

Information First Published	Information Last Modified	Feature Target Release Date
February 9, 2024	April 19, 2024	To Be Determined
Any changes since the previous monthly release are highlighted in yellow in this release note.		

Applies to:

All Products | All Editions

Overview

This release note is intended for technical staff responsible for file transmissions with SAP Concur solutions. For our clients and vendors participating in data exchange through SFTP, SAP Concur plans to make changes that provide greater security for those file transfers.

On April 16, 2024, between 9:30 AM – 10 AM ET, SAP Concur updated its file transfer security policy from TransferSecurityPolicy-2020-06 to TransferSecurityPolicy-2022-03. Due to the volume of clients not prepared for the new security policy, at approximately 11:35 AM ET on April 17, 2024, SAP Concur rolled back to TransferSecurityPolicy-2020-06.

NOTE: A new timeline will be determined and published in future release notes.

This release note pertains to the following file transfer DNS endpoints:

- EU2 AWS Transfer Site: mft-eu2.concursolutions.com
- US2 AWS Transfer Site: mft-us2.concursolutions.com



For more information about transfer security policies, including a list of supported cryptographic algorithms, refer to [Security polices for AWS Transfer Family](#) and [Cryptographic Algorithms](#) on the AWS documentation web site.

Configuration / Feature Activation

A new timeline for this change will be published in future release notes. Before this change is implemented, clients must move to supported SFTP client software.



For more information about SAP Concur file transfers, refer to [Shared: AWS File Transfer for Clients and Vendors](#).

Financial Integration

Liability Account Mapping Removed (Xero)

Information First Published	Information Last Modified	Feature Target Release Date
April 19,2024	--	April 25, 2024
Any changes since the previous monthly release are highlighted in yellow in this release note.		

Applies to:

Expense, Invoice | Standard Edition

Overview

Because SAP Concur does not use the accounts payable liability account to post reports or invoices to Xero, the liability account mapping function has been removed from these areas of the SAP Concur integration with Xero accounting.

This change reduces the number of steps required to implement the Xero accounting integration.

Admin Experience

CONCUR EXPENSE

The **ERP Liability Account Code** field is no longer present on the **Employee Reimbursements** page.

CONCUR INVOICE

The **Invoice ERP Liability Account Code** field is no longer present on the **Accounting** page in Product Settings.

The screenshot shows the 'Accounting' settings page in SAP Concur. The page title is 'Expense & Invoice Settings' and 'Company'. The main heading is 'Accounting' with a sub-heading 'Tell us about your company and we'll customize Concur to work best for you.' Below this is a 'Save' button. The settings include: 'Select your company's industry' (Energy and Utilities), 'Select your accounting software' (Intuit QuickBooks Online), 'My ERP Data' (Click here to see the ERP data currently integrated with Concur), 'Do you want to refresh your connection to your financial system?' (Reconnect to Financial System), 'Do you want to disconnect from your financial system?' (Disconnect from Financial System), 'For Expense, does your business post expenses to alternate account codes based on information about your employees or the expenses they incur?' (We do not have alternate account codes), 'Does your company use items list in your ERP?' (Yes, we use items), 'Do you want to include expense receipts and invoice images when posting to your ERP?' (Yes), 'For Invoice, does your business post expenditures to alternate account codes based on information about your employees or their purchases?' (We do not have alternate account codes), and 'Invoice ERP Liability Account Code' (Accounts Payable (A/P - G)).

Configuration / Feature Activation

This change occurs automatically.

Home Page

Ongoing SAP Concur Homepage Changes

Information First Published	Information Last Modified	Feature Target Release Date
December 4, 2020	April 12, 2024	Ongoing
Any changes since the previous monthly release are highlighted in yellow in this release note.		

Applies to:

All Products | All Editions

Overview

In Q4, 2021, SAP Concur began redirecting clients to a new homepage. The appearance of the new homepage is identical to the previous SAP Concur homepage.

The new homepage has enhanced functionality when services become temporarily unavailable.

The roll out of the new homepage is phased:

Phase 1: In October of 2021, SAP Concur began redirecting Concur Expense, Concur Invoice, and Concur Request clients in the US Datacenter to the new homepage.

Phase 2: In December 2021, SAP Concur began redirecting Concur Expense, Concur Invoice, and Concur Request clients in the EU Datacenter to the new homepage.

Phase 3: In Q1 2024, SAP Concur began redirecting the remaining clients in the US and EU datacenters to the new homepage. This process is ongoing. The remaining clients include those with Concur Travel standalone or Concur Travel with Expense, Invoice, and/or Request.

BUSINESS PURPOSE / CLIENT BENEFIT

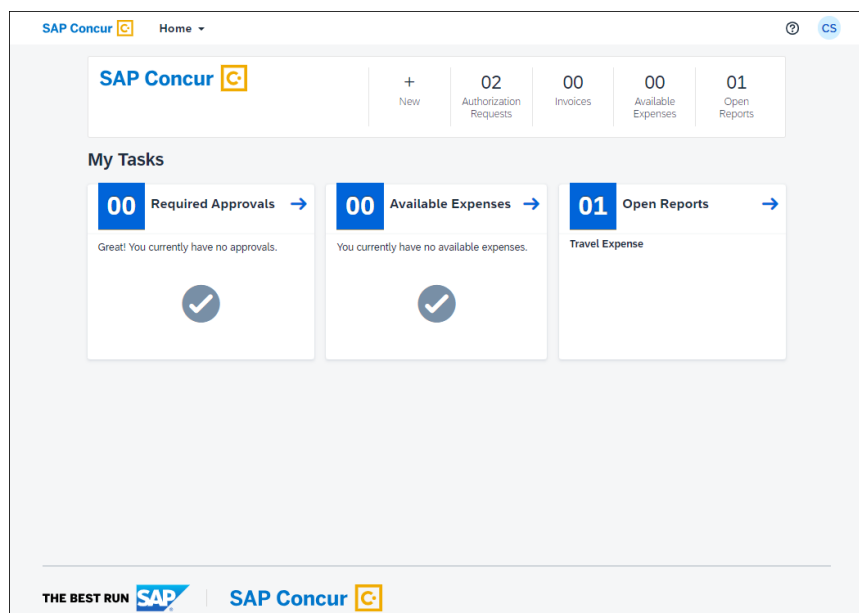
This change ensures that the SAP Concur homepage is available even when some services are unavailable and improves the consistency of the sign in experience.

What the User Sees

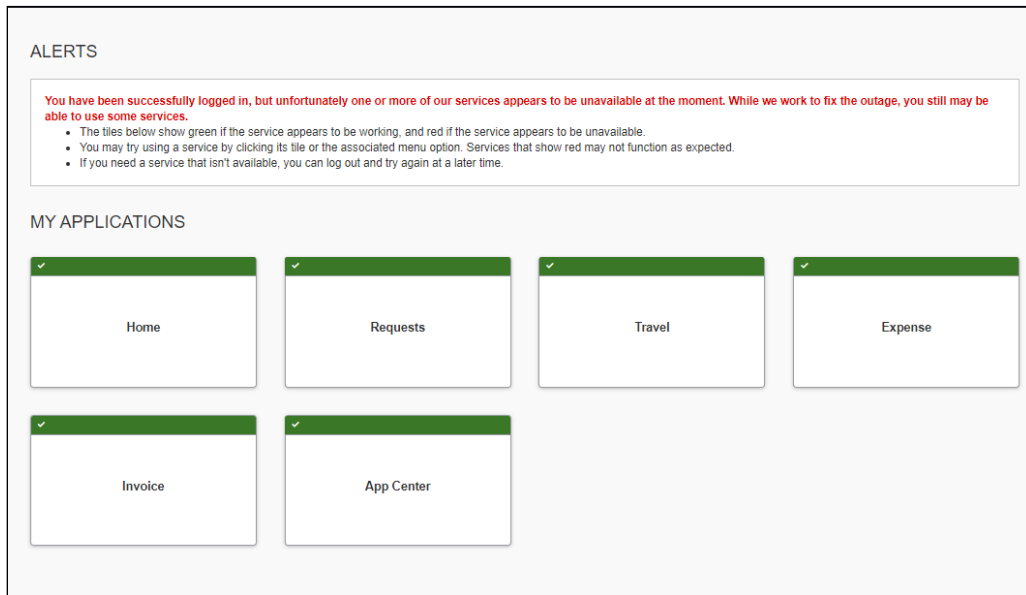
With the old homepage, when a user signs into their SAP Concur products, they see their homepage.

NOTE: The appearance of the homepage varies depending on which products and services are enabled for the client and the permissions assigned to the user.


Example Home Page



If some products or services are unavailable while other products and services are up and running, a modified version of the user's homepage similar to the following appears:



After a client is migrated to the new homepage, if one or more services are unavailable, when a user signs in to their SAP Concur products, they see the usual homepage, but if the user navigates to a page for a service that is unavailable, they will see a page similar to the following:



After migration to the new homepage, if all services are available, this change is transparent to the user and they see a homepage that is identical to the pre-migration homepage.

Configuration / Feature Activation

This change occurs automatically; there are no configuration or activation steps.

Import/Extract

Attendee Import Updated

Information First Published	Information Last Modified	Feature Target Release Date
April 19, 2024	--	April 18, 2024
Any changes since the previous monthly release are highlighted in yellow in this release note.		

Applies to:

Expense, Invoice, Request | Professional Edition

Overview

Beginning on April 18, 2024, when the Attendee Import job is run and Attendee Import data is imported, data in the **YTD Total** field is not updated.

Previously, the **YTD Total** field was updated when the job was run.

Configuration / Feature Activation

This change occurs automatically.



For more information about the Attendee Import job, refer to the [Shared: Attendee Import V2 Specification](#).

SAP Concur Integrations

Allocation Mapping for Funds and Grants Integration with Concur Solutions

Information First Published	Information Last Modified	Feature Target Release Date
April 19, 2024	--	April 20, 2024
Any changes since the previous monthly release are highlighted in yellow in this release note.		

Applies to:

Expense, Request | Professional Edition

Overview

Allocation mapping is now available for the Funds and Grants Integration with Concur Solutions. The Funds and Grants Integration with Concur Solutions enables automatic funds check and funds reservation against funds, grants, and budgets maintained within SAP.

When the Funds and Grants Integration with Concur Solutions creates an obligation, the funds in the SAP financial system are reserved at the allocation level. Allocation mapping ensures the cost objects for allocations are mapped to the correct custom fields used for funds reservations in Concur Request and Concur Expense, so that data flows correctly from Concur Request to Concur Expense to the SAP financial system to properly create funds reservations.

Sometimes the allocation forms and information collected in Concur Expense and Concur Request are not an exact match. Allocation fields are not always relevant to the funds reservations. Allocation mapping allows the administrator to define elements that are relevant to the funds reservation, and then map these definitions to the custom fields on allocation forms.

Allocation mappings are managed on the new **Allocation Mapping** tab on the **Funds and Grants Integration** page in Tools (**Administration > Tools > Configuration**).

Users assigned to the Expense Configuration Administrator user role can access the new **Allocation Mapping** tab on the **Funds and Grants Integration** page in Tools.

Administrator Experience

With this update, a new tab, **Allocation Mapping**, is added to the **Funds and Grants Integration** page in Tools (**Administration > Tools > Configuration**).

The screenshot displays the 'Allocation Mapping' configuration page. At the top, there are tabs for 'Financial Systems' and 'Allocation Mapping'. Below the tabs, there is a section titled 'Allocation Mapping' with an 'Activate Allocation Mapping' button. A descriptive paragraph explains the purpose of the mappings. Below this, there is a section titled 'Mappings (4)' with 'Add Mapping', 'Edit', and 'Delete' buttons. A table lists four mappings:

Definition	Default Allocation Form	Default Request Allocation Form
<input type="checkbox"/> System ID	System ID (Custom 11)	Custom 01-SystemID
<input type="checkbox"/> Company Code	Company Code (Custom 12)	Custom 02-CompanyCode
<input type="checkbox"/> Cost Object Type	Cost Object Type (Custom 13)	Custom 03-CostObjectType
<input type="checkbox"/> Cost Object ID	Cost Object ID (Custom 14)	Custom 04-CostObjectID

NOTE: Each allocation form must have allocation mappings defined for the cost objects and Concur Expense and Concur Request custom fields associated with the funds reservations.

On the **Allocation Mapping** tab, you can add, edit, and delete allocation mappings. Once the allocation mappings are completed, you can activate the allocation mappings by clicking the **Activate Allocation Mapping** button.

New allocation mappings are created by clicking the **Add Mapping** button. Clicking the **Add Mapping** button opens the **Create New Mappings** dialog, where you can add an individual allocation mapping.

Create New Mappings ✕

* Indicates required field

Definition Name*

Name of the data element in the financial system

Default Allocation Form Field*

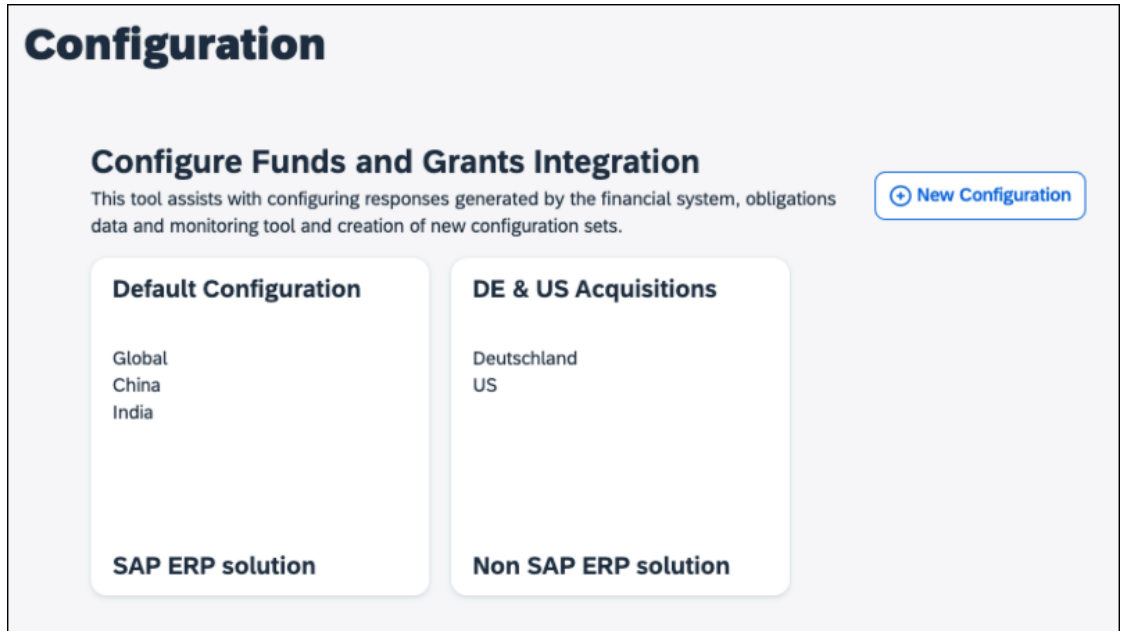
Choose a field from the form to map

Default Request Allocation Form Field*

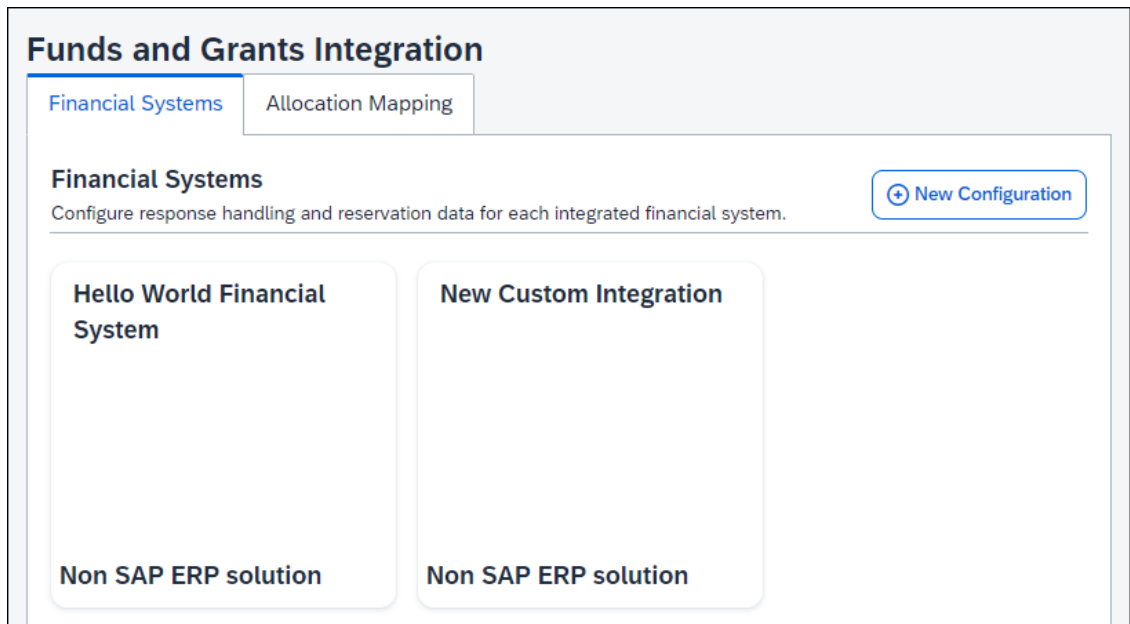
Choose a field from the form to map

The functionality previously available on the **Configuration** page is now available on the **Financial Systems** tab on the **Funds and Grants Integration** page.

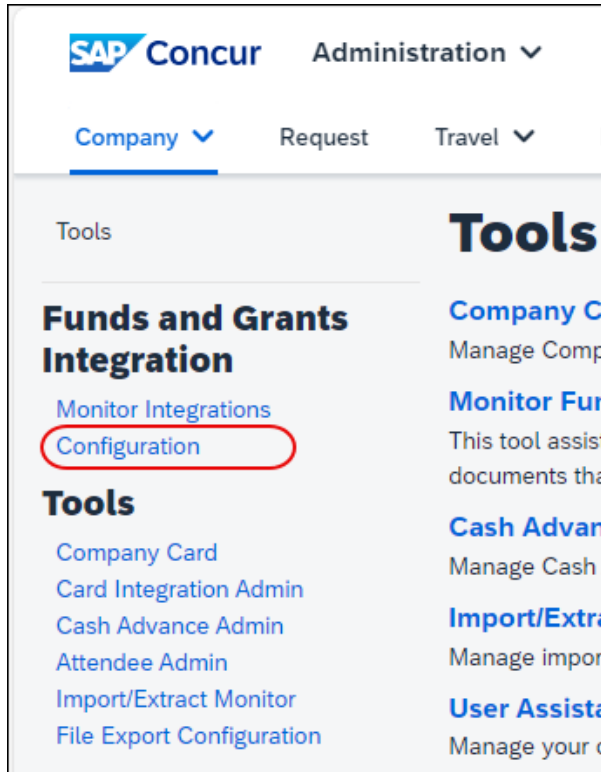
BEFORE:



AFTER:



You can access the **Funds and Grants Integration** page in Tools by clicking the **Configuration** link in the **Funds and Grants Integration** section.



Configuration / Feature Activation

These changes occur automatically. In order to access the **Allocation Mapping** tab, the Funds and Grants Integration must be enabled for your organization, and you must be assigned to the applicable user roles.



For more information about the SAP Funds and Grants integration with Concur Solutions, refer to the *Shared: Funds and Grants Integration with Concur Solutions Setup Guide for Professional Edition*.

Profile Settings / Security

****Ongoing** Temporary Security Changes to User Profile**

Information First Published	Information Last Modified	Feature Target Release Date
July 6, 2023	December 8, 2023	June 28, 2023
Any changes since the previous monthly release are highlighted in yellow in this release note.		

Applies to:

Travel, Expense, Invoice, Request | Professional & Standard

Overview

The evolving cybersecurity landscape requires that SAP Concur temporarily adopt the following security measures when editing the following profile options for an end-user:

End User Experience

Email 1

- If an end user changes an email address in the **Email Addresses** section of the **My Profile - Personal Information** page, a confirmation email is sent to both the old and updated email addresses. For example, if a user changes the email address associated with **Email 1**, a confirmation email is sent to both the previous (changed) and new **Email 1** addresses. And if the **Email 2** email address is changed, a confirmation email is sent to both the old and new **Email 2** email addresses.
- Existing profile settings that prevent the email change notification from being sent are ignored and the emails are sent to the end-user as stated in the previous bullet.

Last Name

- **End users who sign in via SSO:** End users who sign in to SAP Concur Solutions via SSO can update the **Last Name** field on the **My Profile - Personal Information** page.
- **End users who sign in using a username and password:** The system prevents users who sign in using a username and password from updating the **Last Name** field on the **My Profile - Personal Information** page. An administrator can change the information in the **Last Name** field through the **User Administration** page.

Administrator Experience

- Administrators can still change the **Last Name** field of a user's profile through the **User Administration** page.
- Administrators can also continue to update the **Last Name** field of a user's profile through the Concur API, import file, and feed options.

BUSINESS PURPOSE / CLIENT BENEFIT

These changes help to ensure the integrity of SAP Concur client data.

Accounts Disabled by SAP Concur

During routine monitoring activities, SAP Concur may notice abnormal changes to user profiles including name, primary email address, secondary email address, and potentially fraudulent travel bookings. The accounts within your environment that may be linked to fraudulent activity may be disabled. To reenable these accounts, please work directly with your account administrator, or SAP Concur Support. We encourage all clients to adhere to strong password security measures and configurations. For further information, please visit the Password Security article on the SAP Help Portal [Password Security | SAP Help Portal](#).

Configuration / Feature Activation

This security change is enforced by default for all applicable products. No change to this behavior is available to the client at this time and the client will be notified of any changes they may need to make in a future release.

! **IMPORTANT:** These changes are temporary and will be reversed in the future: clients will be informed of these changes in a subsequent release.

SAP Concur User Assistance

****Ongoing** Links From the SAP Concur Solutions UI to Product Documentation Removed**

Information First Published	Information Last Modified	Feature Target Release Date
May 12, 2023	March 09, 2024	End of March 2024
Any changes since the previous monthly release are highlighted in yellow in this release note.		

Applies to:

[All Products](#) | [All Editions](#)

Overview

Some pages in the SAP Concur solutions UI included links to product documentation or other content. To better align with SAP best practices, in June 2023, SAP Concur began removing direct links from the SAP Concur solutions UI that point to product documentation on [concurtraining.com](#). This process will be completed at the end of March 2024.

NOTE: The SAP Help Portal is the central source for all product documentation, release notes, and other content. SAP Concur clients can use the [SAP Concur](#) page on the SAP Help Portal to find the complete library of SAP Concur solutions documentation.

BUSINESS PURPOSE / CLIENT BENEFIT

This change is being made for the following reasons:

- This change better aligns with SAP best practices.
- Links to product documentation from the SAP Concur solutions UI point to English-only content. This experience is not optimal for users that view the UI in languages other than English.
- Direct links to a single document prevent the user from viewing and navigating the entire content library.
- SAP Concur plans to move its product documentation from [concur solutions.com](#) to the SAP Help Portal.



For more information, refer to the ****Planned Changes**** *SAP Concur Product Documentation Moving to the SAP Help Portal* release note in this document.

Admin and End-User Experience

Links to product documentation on [concur solutions.com](#)—for example, links to SAP Concur user and setup guides—will be removed from SAP Concur solutions UI pages.

Example

The screenshot shows the SAP Concur 'User Import' interface. The top navigation bar includes 'Company', 'Expense', and 'Invoice'. The left sidebar lists 'Company Admin Home', 'Company Admin', 'User Administration' (with sub-links like 'Add User', 'Self-Registration Setup', etc.), and 'Data Retention'. The main content area is titled 'User Import' and has two tabs: 'Upload File' (active) and 'Review Import Results'. The text explains that the User Import tool is used for adding or updating users and requires a Microsoft Excel template. It provides a list of steps for downloading the template and uploading it. A red-bordered box highlights a note: 'Note: all cells in the spreadsheet must be formatted as text to prevent loss of data. Refer to the [User Guide](#) for detailed information on how to populate the spreadsheet.' Below this, there are instructions for uploading a spreadsheet and a 'Choose File' button (showing 'No file chosen') and an 'Upload Your Data' button.

Configuration / Feature Activation

This change was made in phases, starting in 2023. The process of removing the links will be completed at the end of March 2024.

SAP Fiori Themes

****Ongoing** SAP Fiori Horizon Themes for Concur Mobile and Web**

Information First Published	Information Last Modified	Feature Target Release Date
February 10, 2023	April 12, 2024	April 10 - 22, 2024
Any changes since the previous monthly release are highlighted in yellow in this release note.		

Applies to:

All Products | All Editions

Overview

SAP Concur has adopted the SAP Fiori with Horizon visual design theme family as the default appearance for SAP Concur solutions.

Implementation of the SAP Fiori with Horizon visual design theme impacts the look and feel of SAP Concur solutions by updating fonts, font sizes, icons, colors, and shapes. In addition, in both the SAP Concur mobile and web UI, navigation from the home page is slightly modified.

Introduction of the new design themes was phased and began on May 20, 2023. The new themes will be fully implemented between April 10 and April 22, 2024. With the implementation of the new themes, the legacy (Gateway) theme will be decommissioned.

BUSINESS PURPOSE / CLIENT BENEFIT

These changes improve the overall user experience, better support accessibility features, and help provide a consistent user experience across all SAP products.

Admin Experience

MOBILE

SAP Concur has implemented SAP Fiori with Horizon in the Mobile app.

WEB UI

SAP Concur began implementing SAP Fiori with Horizon themes in phases beginning in May 2023

Between April 10 and April 22, SAP Concur will decommission the legacy Concur Gateway theme. When it is decommissioned, Morning Horizon becomes the default

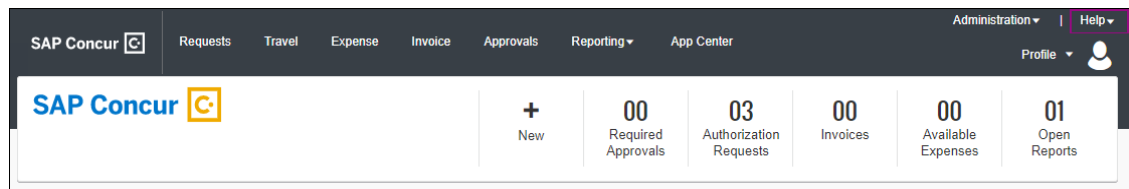
theme and end users can choose between Morning Horizon, Evening Horizon, and high contrast themes. The Gateway theme and **Theme Settings** are no longer available. Users who have not yet enabled Horizon for Fiori themes are automatically switched to Morning Horizon.

NOTE: Clients with SAP Fiori Quartz themes: On October 2, 2023, SAP Concur decommissioned the SAP Fiori 3 Quartz themes and clients with SAP Fiori 3 Quartz themes were automatically switched to the SAP Fiori with Horizon visual themes.

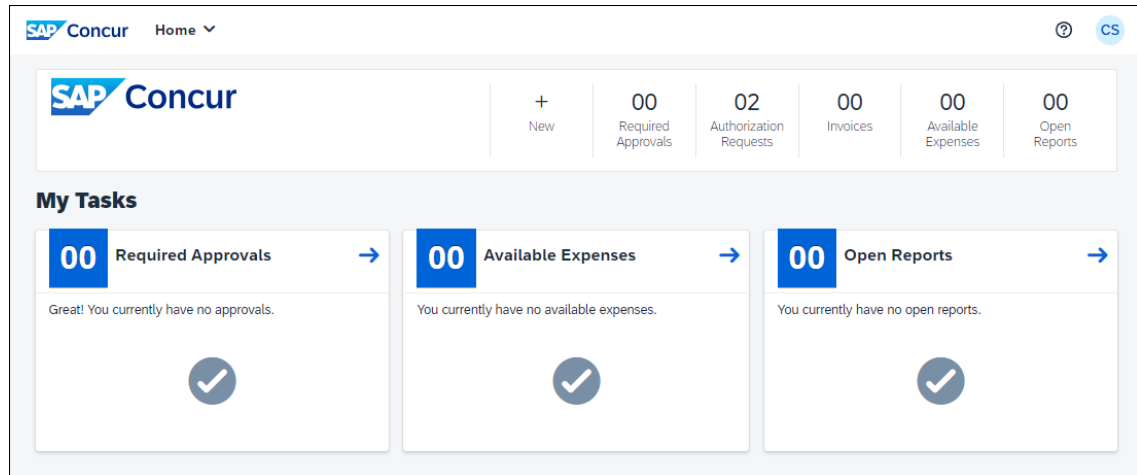
End User Experience

With the SAP Fiori with Horizon visual design themes, the overall look of SAP Concur solutions is updated with new fonts, icons, colors, and shape design.

LEGACY PAGE DESIGN EXAMPLE



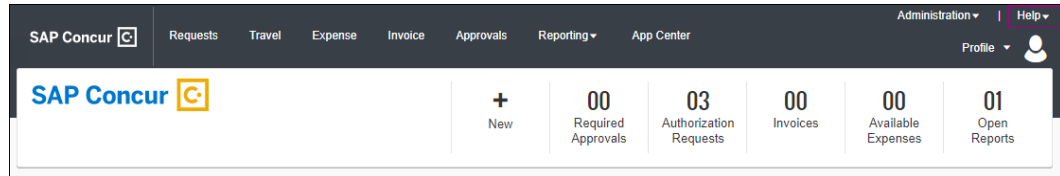
SAP FIORI WITH HORIZON DESIGN EXAMPLE



Navigation from the SAP Concur home page is also slightly modified so that it is simpler and more consistent with other SAP products.


LEGACY HOME PAGE NAVIGATION

With the legacy theme, navigation from the home page relied on product tabs and the **Administration** menu.



SAP FIORI WITH HORIZON HOME PAGE NAVIGATION

With the SAP Fiori with Horizon visual design theme, navigation from the Concur home page to Concur product and administration pages is consolidated in the **Home** menu.



Configuration / Feature Activation

SAP Concur implemented these changes through a phased approach that began in May 2023 and will be completed between April 10 and April 22, 2024.

Planned Changes

The following features and changes are targeted for future releases. SAP Concur solutions reserves the right to postpone implementation of – or completely remove – any enhancement/change mentioned here.

Authentication

****Planned Changes** HMAC Authentication to be Decommissioned**

Information First Published	Information Last Modified	Feature Target Release Date
December 1, 2023	--	Q3 2024
Any changes since the previous monthly release are highlighted in yellow in this release note.		

Applies to:

All Products | All Editions

Overview

SAP Concur support for Hash-Based Message Authentication Code (HMAC) was deprecated in July 2021. In Q3 of 2024 the HMAC service will be decommissioned and authentication to SAP Concur solutions through HMAC will no longer work.

SAP Concur provides a Single Sign-On self-service option that enables client admins to setup their SAML v2 connections without involving an SAP Concur support representative. SAML v2 supports the use of multiple identity providers.



For more information about the Single Sign-On self-service option, refer to the [Shared: Single Sign-On Overview](#) and the [Shared: Single Sign-On Setup Guide](#).

ACTION REQUIRED

If you are already using SSO or another supported authentication method other than HMAC, you do not need to take any action.

If you are using only HMAC to access SAP Concur solutions, to avoid disruption of service, you must update your authentication method before HMAC is decommissioned in Q3 of 2024.

If users attempt to authenticate to SAP Concur solutions through HMAC after the HMAC service is decommissioned in Q3 of 2024, they will be denied access.

BUSINESS PURPOSE / CLIENT BENEFIT

This change provides better security and improved support for users logging in to SAP Concur products and services.

Configuration / Feature Activation

This change will occur automatically.



More information about this change will be provided in future release notes.

****Planned Changes** Legacy Authentication Retirement**

Information First Published	Information Last Modified	Feature Target Release Date
March 18, 2024	--	July 11, 2024
Any changes since the previous monthly release are highlighted in yellow in this release note.		

Applies to:

All Products | All Editions

Overview

Legacy Authentication was deprecated on February 4, 2017:

[Pre-2017 Authorization Deprecated](#)

SAP Concur plans to discontinue all support for this authentication method on July 11, 2024. To avoid disruption of service, clients who currently use Legacy Authentication should take immediate action to transition to JSON Web Token (JWT) authentication.

BUSINESS PURPOSE / CLIENT BENEFIT

This change improves the security of SAP Concur solutions.

Configuration / Feature Activation

This change will occur automatically.

****Planned Changes** Sign In To SAP Concur Without a Password**

Information First Published	Information Last Modified	Feature Target Release Date
February 9, 2024	April 12, 2024	Q2 2024
Any changes since the previous monthly release are highlighted in yellow in this release note.		

Applies to:

All Products | All Editions

Overview

In Q2 2024, SAP Concur plans to enable users who sign in to SAP Concur solutions with a username and password to sign in without a password. When the feature is

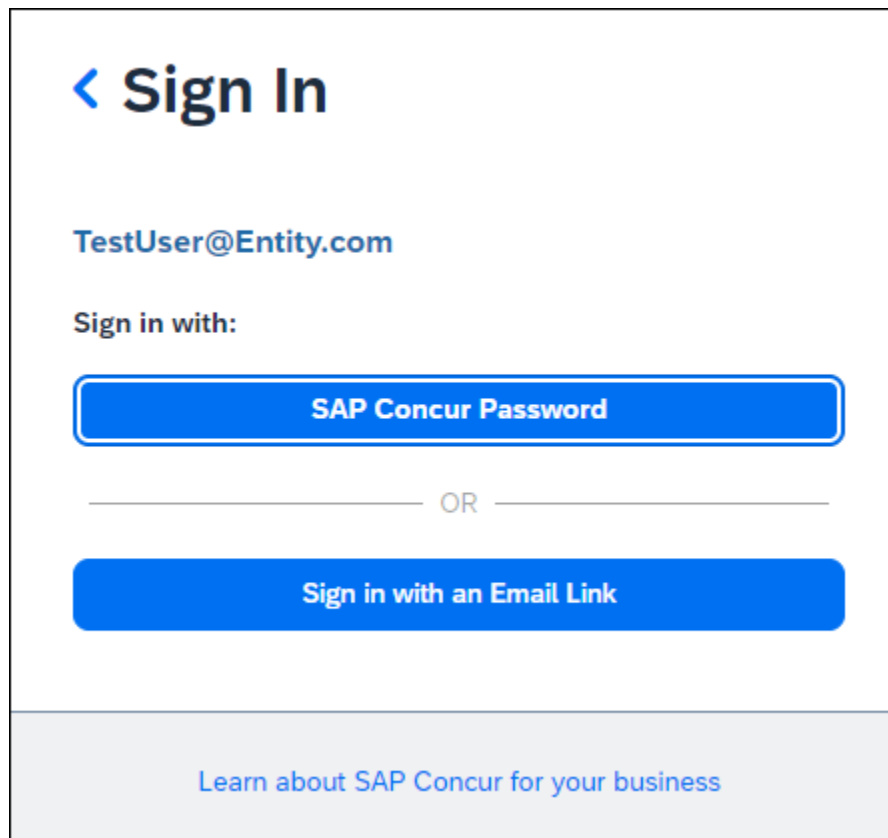
enabled, a user who does not want to enter a password during sign in can send a one-time link to the email address associated with their SAP Concur personal profile.

BUSINESS PURPOSE / CLIENT BENEFIT

For users who do not want to enter a password during sign in, this feature enables the user to sign in quickly and efficiently through a one-time link.

End-User Experience

After they enter their username, users have the option to sign in with an email link.



The screenshot shows a 'Sign In' page with a back arrow and the text '< Sign In'. Below this, the email address 'TestUser@Entity.com' is displayed. Underneath, it says 'Sign in with:'. There are two blue buttons: 'SAP Concur Password' and 'Sign in with an Email Link', separated by a horizontal line with 'OR' in the center. At the bottom, there is a link that says 'Learn about SAP Concur for your business'.

If they click **Sign in with an Email Link**, a sign-in link is sent to the **Email 1** and/or **Email 2** email address configured in the **Email Addresses** section of the **My Profile – Personal Information** page in SAP Concur solutions.

Users who do not have access to the **Email Addresses** section of the **My Profile – Personal Information** page—for example, invoice-only users—must have a valid email address associated with their user account. The email address associated with their account can be confirmed by their company’s Concur user administrator.

Configuration / Feature Activation

This change will occur automatically.

Planned Changes Two-Factor Authentication Enhancements

Information First Published	Information Last Modified	Feature Target Release Date
March 22, 2024	--	Q2 2024
Any changes since the previous monthly release are highlighted in yellow in this release note.		

Applies to:

All Products | All Editions

Overview

In Q2 2024, SAP Concur plans to implement enhancements to the instruction for the Two-Factor Authentication setup process.

BUSINESS PURPOSE / CLIENT BENEFIT

These changes improve the on-screen instructions when setting up Two-Factor Authentication.

End-User Experience


Users will be presented with more clear and concise instructions when setting up Two-Factor Authentication. For example, the setup screen will be updated to provide step-by-step instructions.

Before Example

< Sign In

Set Up Two-factor Authentication

You must set up two-factor authentication to continue sign-in. Use your authenticator app (such as Microsoft Authenticator or Google Authenticator) to scan the QR code below.



Can't scan the QR code?
Set up manually with a key

Authentication Code

Sign In

Need help signing in

Learn about SAP Concur for your business


After Example

< Sign In

Set Up Two-factor Authentication

Step 1: Download or open an authenticator app (such as Microsoft Authenticator, Google Authenticator or your company's preferred authenticator app).

Step 2: In the authenticator app, add SAP Concur by scanning the QR code below or by entering the manual setup key.



Show manual setup key

Step 3: Enter the 6-digit code shown in the authenticator app

Sign In

Need help signing in

Learn about SAP Concur for your business

Configuration / Feature Activation

This change will occur automatically.



More information about these changes will be included in future release notes.

Data Retention

Planned Changes New Year-End Time Basis Option

Information First Published	Information Last Modified	Feature Target Release Date
March 18, 2024	--	Q2 2024
Any changes since the previous monthly release are highlighted in yellow in this release note.		

Applies to:

[All Products](#) | [All Editions](#)

Overview

In Q2 of 2024, SAP Concur plans to add a new site-wide data retention time basis option, Year-end Date. This option enables the client administrator to specify that the data retention period for their site begins at the end of the year in which data is received.

Prior to this change, there was only one time basis for data retention, Record Anniversary Date (RAD). The RAD time-basis is based on each record's actual Anchor Date, not the end of the year in which the Anchor Date occurred. RAD is the default setting.

NOTE: There can only be one time basis selected for the entire SAP Concur entity.

BUSINESS PURPOSE / CLIENT BENEFIT

This change enables clients to align their data retention with regulations that stipulate that data retention periods begin at the end of the year data is received.

Admin Experience

When configuring the data retention feature, the administrator will choose which time basis to apply to their site. This setting can be changed but is always site wide.

If the admin chooses Year-end Date, they are prompted to set the month and day for the year-end retention time basis. The year end month and date can be set per retention policy in the same way that different retention timeframes can be set per policy.

! **IMPORTANT:** If their retention configuration uses the Year-end time basis with different values per policy for the year-end month and date, client administrators should coordinate with each other when using the Data Retention pause and resume feature.

To avoid non-compliance with internal or external Data Protection and Privacy requirements, data retention should not be paused for periods of time longer than is necessary.

The client administrator is responsible for pausing and resuming their Data Retention activity.

Configuration / Feature Activation

The new option will automatically be available to the Data Retention administrator.

File Transfer

****Planned Changes** New IP Addresses for DNS Endpoints**

Information First Published	Information Last Modified	Feature Target Release Date
February 23, 2024	April 12, 2024	Future Release
Any changes since the previous monthly release are highlighted in yellow in this release note.		

Applies to:

All Products | All Editions

Overview

In a future release, the DNS Endpoint IP addresses assigned to US2 (mft-us2.concursolutions.com) will be changed. This change was originally targeted for April 27, 2024, but it has been postponed to a future release. Information about the new release target will be included in future release notes.

NOTE: On February 17, 2024, the DNS Endpoint IP addresses assigned to EU2 (mft-eu2.concursolutions.com) were changed. For additional information, refer to the March 2024 Shared Changes release notes.

Because IP addresses are subject to change, for clients who allow list incoming network traffic, SAP Concur recommends allow-listing the DNS endpoint (mft-us2.concursolutions.com) rather than the associated IP addresses.

BUSINESS PURPOSE / CLIENT BENEFIT

This change helps to improve the security of SAP Concur solutions.

Admin Experience

This change is transparent to most clients.

Clients who allow-list IP addresses, must update their allow lists.

Configuration / Feature Activation

This change occurs automatically.

Financial Integration

****Planned Changes** QuickBooks Online Legacy Integration Migration**

Information First Published	Information Last Modified	Feature Target Release Date
April 19, 2024	--	October 18, 2024
Any changes since the previous monthly release are highlighted in yellow in this release note.		

Applies to:

Expense, Invoice | Standard Edition

Overview

SAP Concur plans to decommission the QuickBooks Online (QBO) legacy integration on October 18, 2024. Clients with QBO legacy must upgrade to the new QBO integration before the legacy integration is decommissioned.

The new QBO integration enables clients to fix posting issues and to post expense and invoice images. The QBO legacy integration does not provide these features.



For information about upgrading from QBO legacy integration to the newer QBO integration, refer to the following knowledge base article:

[How to move from QuickBooks Online Legacy to the Financial Integration Upgrade?](#)



For more information about QBO integration with SAP Concur, refer to the [Concur Financial integration Resources](#) page.

End-user Experience

Beginning on May 9, 2024, In-product messaging will be presented to clients with the QBO legacy integration. The messaging will include a link to the "how to" guide for upgrading to the newer QBO integration.

Configuration / Feature Activation

Clients must upgrade to the newer QBO integration before October 18, 2024.

NOTE: All inflight expenses, reports, and invoices must be processed or deleted before the system can be upgraded.

SAP Concur

****Planned Changes** New SAP Concur Outbound IP Addresses to be Added**

Information First Published	Information Last Modified	Feature Target Release Date
February 9, 2024	March 22, 2024	Q3 2024
Any changes since the previous monthly release are highlighted in yellow in this release note.		

Applies to:

All Products | All Editions

Overview

In Q3 2024, SAP Concur plans to increase the outbound IP addresses used to transfer data from SAP Concur to clients.

Most clients will not need to take any action when this change is made. However, clients who use IP address allow lists to restrict inbound traffic from SAP Concur solutions, will need to add the new IP addresses to their allow lists.

BUSINESS PURPOSE / CLIENT BENEFIT

These changes help to ensure the stability, reliability, and availability of SAP Concur solutions.

Configuration / Feature Activation

This change will occur automatically. Most clients do not need to take an action. Clients who use allow lists must add the new IP Addresses to their allow lists.



More information about this change, including information about how to get the new IP addresses, will be included in future release notes.

SAP Concur User Assistance

****Planned Changes** SAP Concur Product Documentation Moving to the SAP Help Portal**

Information First Published	Information Last Modified	Feature Target Release Date
June 9, 2023	April 12, 2024	Q3 2024
Any changes since the previous monthly release are highlighted in yellow in this release note.		

Applies to:

All Product | All Editions

Overview

Currently, most SAP Concur product documentation is published to concurtraining.com. SAP Concur User Assistance is targeting the third quarter of 2024 to publish **all** SAP Concur product documentation to the [SAP Help Portal](#).

NOTE: Some SAP Concur product documentation, such as the monthly admin summaries and end user help topics, is already published to the [SAP Help Portal](#). The [SAP Help Portal](#) also provides links to the product documentation published to concurtraining.com. Clients are encouraged to bookmark and start using the SAP Help Portal now to access product documentation.

! **IMPORTANT:** In 2024, after the product documentation is moved to the [SAP Help Portal](#), links and bookmarks that point to the **tech_pubs** folder on concurtraining.com will stop working. Please update your links and bookmarks to the [SAP Help Portal](https://help.sap.com/docs/SAP_CONCUR) (https://help.sap.com/docs/SAP_CONCUR).

The [SAP Help Portal](#) has improved search capabilities and there is a mechanism for customers to provide feedback. This change also aligns with SAP best practices for the publication of product documentation and prepares the content for future user assistance innovations.

Admin Experience

The SAP Concur solutions setup guides, user guides, and fact sheets will continue to be available from the concurtraining.com landing pages until the product documentation is moved to the [SAP Help Portal](#).

Admins can find links to the full SAP Concur product documentation library from the [SAP Help Portal](#).

Please be aware that during this transition there will be procedures and images that do not precisely match your implementation. For example, when SAP Fiori UI themes are implemented, home page navigation is consolidated under the SAP Concur **Home** menu.



For more information, refer to the [SAP Fiori with Horizon Visual Theme for SAP Concur Solutions](#) FAQ.

TERMINOLOGY

Term	Details
Draft	A document version (for Release Notes and other content such as guides or SAP Help Portal topics) that contains text that has yet to be finalized. Note: The Release Calendar provides the dates for when SAP Concur plans to publish Draft content to customers.
Final	A document version (for Release Notes and other content such as guides or SAP Help Portal topics) that contains text that has been finalized. Note: The Release Calendar provides the dates for when SAP Concur plans to publish Final content to customers.
Production	A location where content is visible to everyone, specifically the SAP Help Portal . Note: The Release Calendar provides the dates for when SAP Concur plans to publish Draft content to customers.
Preview	Release Notes that describe product changes, for which customers should prepare, that have a target date in the future. Formerly known as Planned Changes release notes.
Planned Changes	This term will be replaced with Preview after the migration.
Target Date	The date when SAP Concur plans to make a product change available to customers.

End-User Experience

End users who access help topics from within SAP Concur solutions will not experience any changes because those help topics are already available from the [SAP Help Portal](#) through links provided in the products.

Configuration / Feature Activation

The location change will happen automatically. In most cases, there are no configuration or activation steps.

ACTION ITEM

Update any custom configuration you have that references the **tech_pubs** folder on concurtraining.com (https://www.concurtraining.com/customers/tech_pubs/*) to point to the [SAP Help Portal](#) (https://help.sap.com/docs/SAP_CONCUR) instead. Custom configurations that might be impacted by this change can come from several sources such as Training Admin, Company Info, and the new travel evolution Configurable Message Boards.

The exact date that the product documentation will be available on the [SAP Help Portal](#) will be provided in future release notes.

Client Notifications

Accessibility

Accessibility Enhancements

SAP implements changes to better meet current Web Content Accessibility Guidelines (WCAG). Information about accessibility-related changes made to SAP Concur solutions is published on a quarterly basis. You can review the quarterly updates on the [Accessibility Updates](#) page.

Gender Diversity

Gender Diversity Planned Features and Changes

SAP Concur is committed to supporting gender diversity. Over time we plan to implement product changes to help ensure that SAP Concur solutions support gender non-binary users. These changes will include but are not limited to support for preferred names, non-binary gender options in travel preferences, and non-binary titles.

These planned changes reflect [SAP's commitment to supporting gender diversity](#) and enable gender non-binary users to enter consistent information when making travel arrangements and entering personal information into SAP Concur solutions.

Timelines and details about these ongoing changes will be provided in the [SAP Concur release notes](#).

In-Product User Assistance

Client Customized Content

If your company creates customized content for SAP Concur solutions through a user assistance tool such as SAP Enable Now or Concur User Assistant by WalkMe, the changes described in these release notes might affect your customized content. SAP Concur recommends reviewing the monthly release notes for all of your SAP Concur solutions as well as the Shared Changes Release Notes to confirm whether any of the planned or released changes might impact your internal, customized content.

If any changes in a release impact your content, work with your internal teams to update your content accordingly.

Subprocessors

SAP Concur Non-Affiliated Subprocessors

The list of non-affiliated subprocessors is available from the *SAP Sub-processors / Data Transfer Factsheets* page.

▶ **To access the SAP Concur Sub-processors List:**

1. Click the following link to navigate to the *SAP Sub-processors / Data Transfer Factsheets* page:
[SAP Sub-processors / Data Transfer Factsheets](#)
2. Sign in to the SAP Support Portal using your Support User ID (S-user) and password.

NOTE: SAP customers must sign in to the SAP Support Portal using their Support User ID (S-user) and password. For information about S-User IDs, [Your New Support User ID \(S-user\)](#) and to the [Learn All About S-User IDs](#) blog post.

3. On the *SAP Sub-processors / Data Transfer Factsheets* page, type "Concur" in the **Search** field.
4. In the **Title** column, click **SAP Concur Sub-processors List**.

If you have questions or comments, please reach out to: Privacy-Request@Concur.com

Supported Browsers

Supported Browsers and Changes to Support

When changes to browser support are planned, information about those changes will also appear in the [Shared Planned Changes](#) release notes.



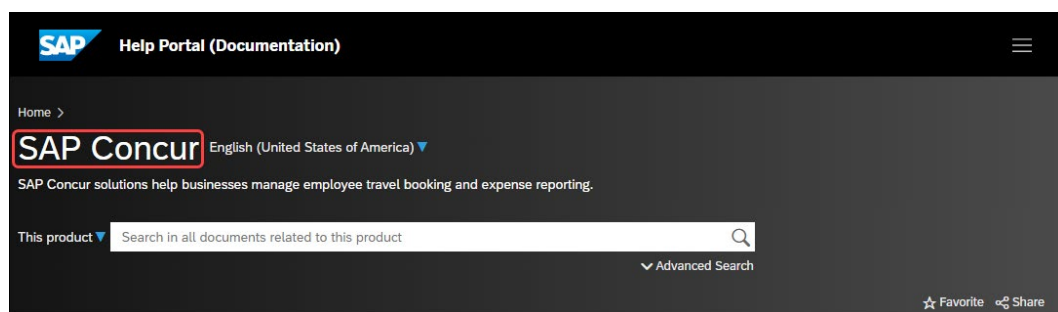
For information about supported browsers and planned changes to supported browsers, refer to the [Concur Travel & Expense Supported Configurations](#) guide.

Additional Release Notes and Other Technical Documentation

Online Help

You can access release notes, setup guides, user guides, admin summaries, supported configurations, and other resources via the in-product Help menu or directly on the SAP Help Portal.


To access the full set of documentation for your product, use the links in the SAP Concur **Help** menu, or visit the [SAP Concur solutions page](#).



SAP Concur Support Portal – Selected Users

Access release notes, webinars, and other technical documentation on the SAP Concur support portal.

If you have the required permissions, **Contact Support** is available on the SAP Concur **Help** menu and in the SAP Concur page footer.



Click **Contact Support** to access the SAP Concur support portal, then click **Resources**.

- Click **Release/Tech Info** for release notes, technical documents, etc.
- Click **Webinars** for recorded and live webinars.

© 2024 SAP SE or an SAP affiliate company. All rights reserved.

No part of this publication may be reproduced or transmitted in any form or for any purpose without the express permission of SAP SE or an SAP affiliate company.

SAP and other SAP products and services mentioned herein as well as their respective logos are trademarks or registered trademarks of SAP SE (or an SAP affiliate company) in Germany and other countries. Please see <http://global12.sap.com/corporate-en/legal/copyright/index.epx> for additional trademark information and notices.

Some software products marketed by SAP SE and its distributors contain proprietary software components of other software vendors.

National product specifications may vary.

These materials are provided by SAP SE or an SAP affiliate company for informational purposes only, without representation or warranty of any kind, and SAP SE or its affiliated companies shall not be liable for errors or omissions with respect to the materials. The only warranties for SAP SE or SAP affiliate company products and services are those that are set forth in the express warranty statements accompanying such products and services, if any. Nothing herein should be construed as constituting an additional warranty.

In particular, SAP SE or its affiliated companies have no obligation to pursue any course of business outlined in this document or any related presentation, or to develop or release any functionality mentioned therein. This document, or any related presentation, and SAP SE's or its affiliated companies' strategy and possible future developments, products, and/or platform directions and functionality are all subject to change and may be changed by SAP SE or its affiliated companies at any time for any reason without notice. The information in this document is not a commitment, promise, or legal obligation to deliver any material, code, or functionality. All forward-looking statements are subject to various risks and uncertainties that could cause actual results to differ materially from expectations. Readers are cautioned not to place undue reliance on these forward-looking statements, which speak only as of their dates, and they should not be relied upon in making purchasing decisions.