

SAP Concur Release Notes	
SAP Concur mobile app	
Month	Audience
Version 10.7 - Associated web release: January 2024 Initial Post: Monday, January 29, 2024	SAP Concur Client FINAL

Contents

- Version Information..... 3**
 - Supported Phone OS3**
 - Supported Mobile Versions.....3**
 - Concur Mobile Version Status for Android and iOS4
 - Latest Supported Mobile Versions4
- Bug Fixes 6**
- Additions..... 6**
 - There are no new additions with this release.6
- Release Notes 1**
 - New Flight Experience: Preferred Airport Configuration.....1**
- Planned Changes..... 3**
 - **Planned Changes** New Hotel Experience.....3**
 - **Planned Changes** New Hotel Experience: Configuration for Custom Hotel Sourcing .3

Legal Disclaimer

The information in this presentation is confidential and proprietary to SAP SE or an SAP affiliate company and may not be disclosed without the permission of SAP SE or the respective SAP affiliate company. This presentation is not subject to your license agreement or any other service or subscription agreement with SAP SE or its affiliated companies. SAP SE and its affiliated companies have no obligation to pursue any course of business outlined in this document or any related presentation, or to develop or release any functionality mentioned therein. This document, or any related presentation and SAP SE or an SAP affiliate company's strategy and possible future developments, products and or platforms directions and functionality are all subject to change and may be changed by SAP SE and its affiliated companies at any time for any reason without notice. The information in this document is not a commitment, promise or legal obligation to deliver any material, code or functionality. This document is provided without a warranty of any kind, either express or implied, including but not limited to, the implied warranties of merchantability, fitness for a particular purpose, or non-infringement. This document is for informational purposes and may not be incorporated into a contract. SAP SE and its affiliated companies assume no responsibility for errors or omissions in this document, except if such damages were caused by SAP SE or an SAP affiliate company's willful misconduct or gross negligence.

All forward-looking statements are subject to various risks and uncertainties that could cause actual results to differ materially from expectations. Readers are cautioned not to place undue reliance on these forward-looking statements, which speak only as of their dates, and they should not be relied upon in making purchasing decisions.

Version Information

Supported Phone OS

Device	Operating System
iOS (iPhone, iPad)	Version 15.0 or greater – users will be able to upgrade to the current version
Google Android	Version 8.0 or greater – users will be able to upgrade to the current version

Supported Mobile Versions

Note the following:

- Applicable for 10.2 and newer: If the current mobile app on your mobile device is older than the two latest versions, you will be notified - through a Message Center message and push notifications – that you should update the app to the latest version.
- If you have a version of the app older than the last 2 versions on your mobile device, you will see an upgrade notice on the login page. If you have a version of the app older than the last 3 versions you will no longer be able to access the SAP Concur mobile app on your device and will need to update to login.

NOTE: The SAP Concur mobile app will not be removed from mobile devices that have a version of the app older than the last 3 versions.



For more information on the retention policy, refer to this [FAQ](#).

Concur Mobile Version Status for Android and iOS

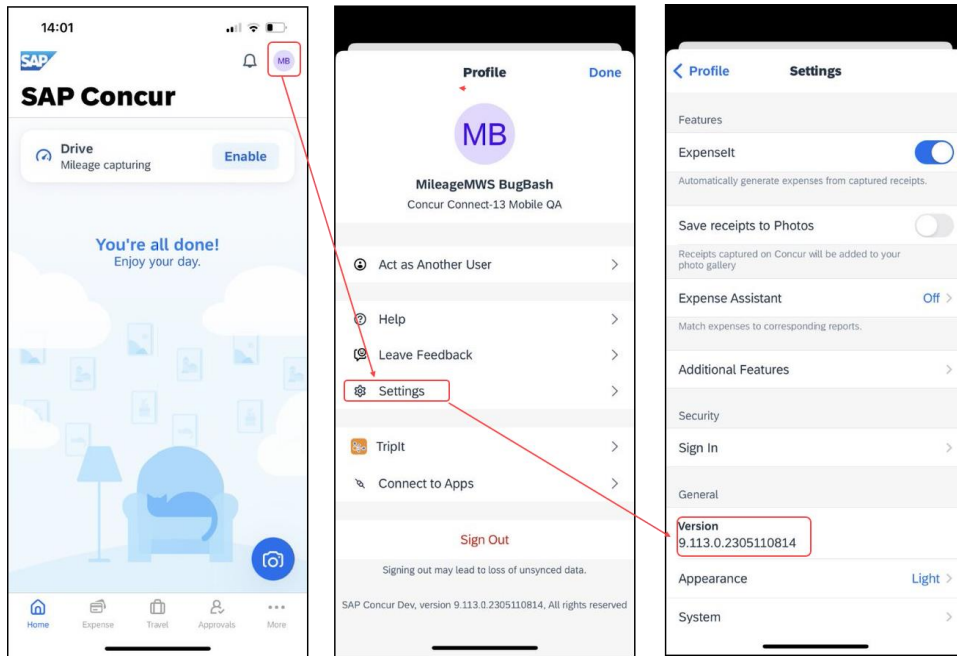
Version	Status	Action
10.2	Disabled	Update via App Store or Google Play
10.3	Disabled	Update via App Store or Google Play
10.4	Disabled	Update via App Store or Google Play
10.5	Deprecated	Update via App Store or Google Play
10.6	Supported	
10.7	Supported	

Latest Supported Mobile Versions

Platform	Latest Version	Available	How to Update
iPhone/iPad	10.7	Monday, January 29	Update via App Store
Android	10.7	Monday, January 29	Update via Google Play

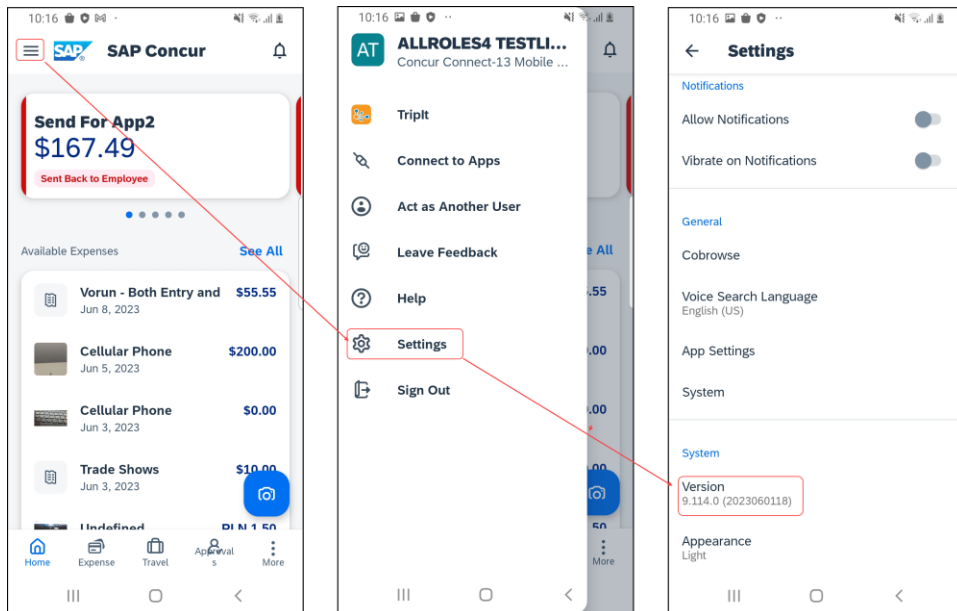
Locate Version Information on the iPhone

To check the version number on the iPhone:



Locate Version Information on the Android

To check the version number on the Android:



Bug Fixes

Platform	OS	Highlights

Additions

There are no new additions with this release.

Release Notes

New Flight Experience: Preferred Airport Configuration

Overview

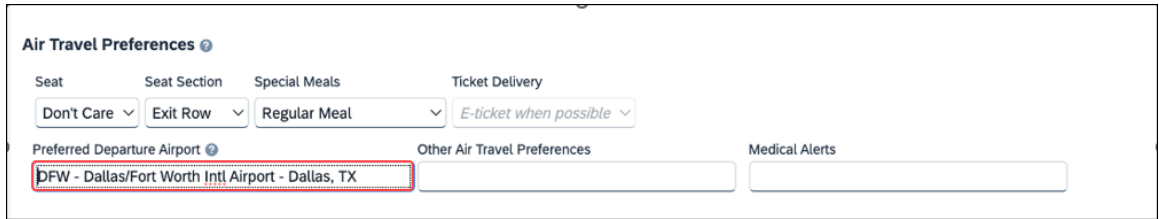
To provide an enhanced user experience in the Online Booking Tool, Concur Travel has introduced a new function that allows the user to set their preferred airport in their user profile. This is available on both mobile and web experiences.

USER/CUSTOMER BENEFIT

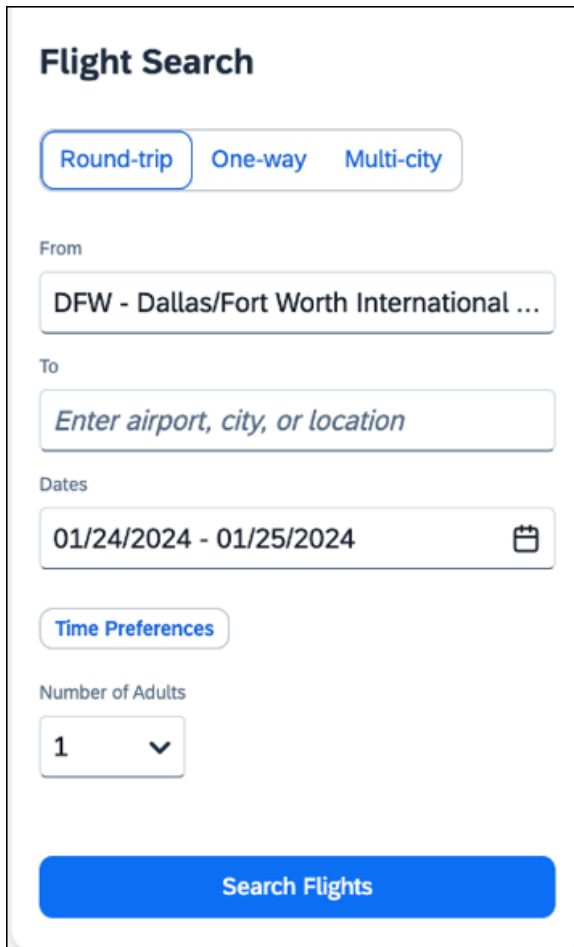
This is being introduced to promote feature parity between the new Concur Travel experience and the original Concur Travel experience.

End-User Experience

Once the user has selected a preferred airport, this airport will be auto filled in the **Departure** field while searching for flights.



The screenshot shows the 'Air Travel Preferences' section of a user profile. It includes several dropdown menus for 'Seat' (set to 'Don't Care'), 'Seat Section' (set to 'Exit Row'), 'Special Meals' (set to 'Regular Meal'), and 'Ticket Delivery' (set to 'E-ticket when possible'). Below these is the 'Preferred Departure Airport' field, which is highlighted with a red box and contains the text 'DFW - Dallas/Fort Worth Intl Airport - Dallas, TX'. To the right of this field are two empty input fields labeled 'Other Air Travel Preferences' and 'Medical Alerts'.



The screenshot shows the 'Flight Search' interface. At the top, there are three buttons: 'Round-trip' (selected), 'One-way', and 'Multi-city'. Below this is the 'From' field, which is filled with 'DFW - Dallas/Fort Worth International ...'. The 'To' field is empty and contains the placeholder text 'Enter airport, city, or location'. The 'Dates' field shows '01/24/2024 - 01/25/2024' with a calendar icon. Below the dates is a 'Time Preferences' button. The 'Number of Adults' field is set to '1'. At the bottom is a large blue 'Search Flights' button.

To set the preferred airport in the user profile:

- Select **Profile**
- Navigate to **Travel Profile Options**
- Select a **Preferred Airport**

Configuration for Professional Travel

There are no new configuration steps. The feature is available by default.

Planned Changes

****Planned Changes** New Hotel Experience**

Information First Published	Information Last Modified	Feature Target Release Date
March 2023	October 6, 2023	January 2024
Any changes since the previous monthly release are highlighted in yellow in this release note.		

****Planned Changes** New Hotel Experience: Configuration for Custom Hotel Sourcing**

Configuration for Professional Travel

CUSTOM HOTEL SOURCE PROVIDERS

Hotel content will only be available from Custom Hotel Source providers. This requires re-enabling for customers who are interested in using these channels.

▶ **To configure:**

1. Click **Administration > Travel** (on the sub-menu) > **Travel System Admin** and select the desired client travel configuration.

NOTE: Depending on your permissions, the page may appear immediately after you click **Administration** or **Travel**.

2. There are now two different Hotel Connector sections of the travel configuration page. One is to support the new hotel connectors and is called Hotel Connectors – Hotel Service v4. The other is the existing hotel connector section.
3. When enabling a new connector in the new Concur Travel experience, it is essential that any current direct connect remains enabled otherwise customers will not be able to service bookings made in the current Travel experience. This means that a current HSv2 config needs to remain enabled on HSv2 and also on HSv4 once migrated. The HSv2 connection will not allow new bookings but will only provide access to previously booked reservations for servicing. Any servicing will be carried out as it is today using the OBT.
4. The administrator can select the default connection type within the new section. Although GDS is presented as an option, there is no GDS content available with this Release so checking this box will have no effect.

Example:

Hotel Connectors

General
 Use Detailed Passive Segment

TheHotelNetwork Enable
Requestor ID:

TripSource 2 Enable
Requestor ID:

AmexGBT Supply MarketPlace Enable
Requestor ID: Share Org/Unit/Division

HRS CHS Enable
Customer Key: Share Org/Unit/Division Notify customer
 Send notification to additional e-mail addresses Additional e-mail addresses:

Hotel Connectors - Evolution of Travel

Country/Region : Default GDS Direct Connect HSV4_TEST_VENDOR_2
[Add New Country Config](#)

Country/Region Afghanistan GDS Direct Connect
[Delete country config](#)

PASSIVE PNR FOR DIRECT CONTENT

► **To configure:**

1. Go to **Administration > Travel** (on the sub-menu) > **Travel System Admin** and select the desired client travel configuration.

NOTE: Depending on your permissions, the page may appear immediately after you click **Administration** or **Travel**.

2. Under **GDS PNR Options** of the travel configuration page, go to the activation checkboxes.
3. Select New Custom Hotel Source in the list under Defaults for Specific non-GDS vendors. This defaults to Use the default specified above. Select Write passive segments for non-GDS content if I have not specified a default for the specific vendor in the table below.

TRAVEL ARRANGER FLOW

The **Travel Arranger** flow will be supported for Hotel. Full details of how to book a hotel as a **Travel Arranger** are in *Travel Arranger View Travel Service Guide*.

The **Travel Arranger Name** appears on the new **Trip Overview**.

Image to be included in subsequent update.

© 2023 SAP SE or an SAP affiliate company. All rights reserved.

No part of this publication may be reproduced or transmitted in any form or for any purpose without the express permission of SAP SE or an SAP affiliate company.

SAP and other SAP products and services mentioned herein as well as their respective logos are trademarks or registered trademarks of SAP SE (or an SAP affiliate company) in Germany and other countries. Please see <http://global12.sap.com/corporate-en/legal/copyright/index.epx> for additional trademark information and notices.

Some software products marketed by SAP SE and its distributors contain proprietary software components of other software vendors.

National product specifications may vary.

These materials are provided by SAP SE or an SAP affiliate company for informational purposes only, without representation or warranty of any kind, and SAP SE or its affiliated companies shall not be liable for errors or omissions with respect to the materials. The only warranties for SAP SE or SAP affiliate company products and services are those that are set forth in the express warranty statements accompanying such products and services, if any. Nothing herein should be construed as constituting an additional warranty.

In particular, SAP SE or its affiliated companies have no obligation to pursue any course of business outlined in this document or any related presentation, or to develop or release any functionality mentioned therein. This document, or any related presentation, and SAP SE's or its affiliated companies' strategy and possible future developments, products, and/or platform directions and functionality are all subject to change and may be changed by SAP SE or its affiliated companies at any time for any reason without notice. The information in this document is not a commitment, promise, or legal obligation to deliver any material, code, or functionality. All forward-looking statements are subject to various risks and uncertainties that could cause actual results to differ materially from expectations. Readers are cautioned not to place undue reliance on these forward-looking statements, which speak only as of their dates, and they should not be relied upon in making purchasing decisions.